

**Tools Required:** (Not included)

- A. 5mm Allen wrench

**Step 1**

Insert the caster bolt into the frame. If aligned correctly, the caster thread should go half way into the frame with no resistance (A).

**Note:** Make sure the spring washer is on the caster bolt before installing the caster.




Figure 1

**Step 2**

Using a 5mm Allen wrench, tighten the hex bolt located on the underside of the wheel cover until the caster bolt is all the way inside the frame.

**Note:** There should be no visible threading between the frame and the wheel cover (See Insert)




Figure 2

**Helpful Tip**

If you're having trouble threading the caster into frame, use a rag or small brush with a little WD-40® to remove any excess particules that may be caught in or around the threading inside the frame.




Figure 3