


# TROUBLESHOOTING GUIDE UPDATE

<b>Problem</b>	<b>Possible Cause</b>	<b>Solution</b>
Vehicle was running but suddenly stopped.	Burned out fuse	The fuse will burn out and automatically shut off the power if the motor is overloaded.  An excessive overload, such as too heavy a rider or too steep a hill, could cause the motor to overheat. Replace the fuse with a new one of equal amperage. Correct the conditions that caused the fuse to burn out and avoid repeatedly burning out fuse.
	Motor or electrical switch damage	Contact your local Razor authorized service center for diagnosis and repair.


**⚠ CAUTION:** To prevent shock or short circuit, please follow the instructions accordingly and do not skip or combine any steps.




**1** Remove fairing/body cover.




**2** Locate the fuse cover attached to the batteries.



**3** Open the fuse cover. Here you will find the fuse.



**4** Remove the fuse and replace with a new one of equal amperage.



**5** Close fuse cover and reattach body.

**NOTE:** Your model may have a different amperage than pictured.

**Need Help?** Visit our website for additional video instructions at [www.razor.com](http://www.razor.com) or call toll-free at **866-467-2967** Monday - Friday 8:00am - 5:00pm Pacific Time.